

Knowledge Organiser Year 1 Maths – Spring 1 2018

Numbers to 40

Counting to 40


Count on and back from any number between 0 and 40.

Writing Numbers to 40

Write 2 digit numbers to 40 when asked orally or when counting objects.

Comparing numbers using place value

Understand tens and ones and use these when comparing more and less than.



tens	ones
3	7

3 tens and 7 ones = 3 7



tens	ones
2	2

2 tens and 2 ones = 2 2

Addition and Subtraction Word Problems


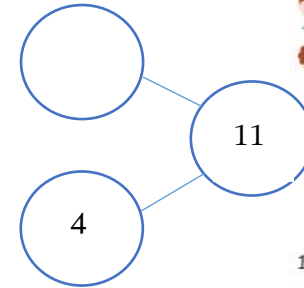
Visualising Word Problems

Imagine the problem e.g. Sam has 20 cookies, he gives 7 away. How many does he have left?

Using suitable methods to solve problems

Continue to develop different addition and subtraction methods and use them to add and subtract e.g. part, part, whole diagrams and number lines.

7



$11 - 7 = 4$

The difference between 11 and 7 is 4.

The difference is 4.



Multiplication

Make equal groups and adding these groups together.

Circle the apples to make groups.




3 groups of 4

fours =

Division

Share equally and count the total of each group.



Holly gives each rabbit carrots.

How to help your child:

Discuss numbers and which are more or fewer, use vocabulary such as tens, ones, greater than, less than.

Talk about sharing, grouping and making things fair. This could be with sweets, coins or anything, really.

